

FP Apollo Multi Asset Cautious Fund F Acc

Performance History

28/02/2021

Growth of 1,000 (GBP) Advanced Graph



Category: Alt - Multistrategy

Category Benchmark: -

Key Stats

NAV 22/03/2021	GBX 141.91
Day Change	0.16%
Morningstar Category™	Alt - Multistrategy
IA (formerly IMA) Sector	Unclassified Sector
ISIN	GB00B4TDQD29
Fund Size (Mil) 26/02/2021	GBP 32.95
Share Class Size (Mil) 22/03/2021	GBP 4.58
Max Initial Charge	-
Ongoing Charge 19/02/2021	1.37%

Sustainability Rating (i)

Historical Sustainability Score Percent Rank

Number of Funds in Global Category

198

Sustainable Fund by Prospectus

No

Sustainability Score | Global Category Average (Historical)



ESG Breakdown (lower scores = lower risk)

Environmental

Social

Governance

Global Category: Multialternative | Sustainability Rating as of 31 Jan 2021. Sustainalytics provides company-level ESG Risk analysis used in the calculation of Morningstar's Sustainability Score. Sustainability Mandate information is derived from the fund prospectus.

Investment Objective: FP Apollo Multi Asset Cautious Fund F Acc

The Fund seeks to achieve a positive return over the medium to longer term, which is above normal cash deposit rates. The Fund will seek to achieve its objectives by investing in a range of assets including collective investment schemes, closed-ended funds, transferable securities, money market instruments and cash/deposits.

Returns

Trailing Returns (GBP)

YTD	2.30
3 Years Annualised	1.13
5 Years Annualised	4.63
10 Years Annualised	-

Management

Manager Name	Start Date
Steve Brann	27/11/2008
Craig Wetton	27/11/2008
Click here to see others	
Inception Date	09/11/2009

12 Month Yield 0.30

Category Benchmark

Fund Benchmark

ARC Sterling Cts Private Client TR GBP

Morningstar Benchmark

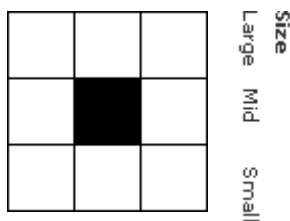
-

Portfolio Profile for FP Apollo Multi Asset Cautious Fund F Acc

28/02/2021

Morningstar Style Box®

Equity Style

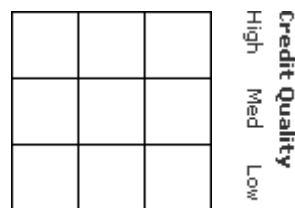


Value Blend Growth

Style

Morningstar Style Box®

Fixed Income Style



Low Med High

Interest Rate Sensitivity

Asset Allocation

	% Long	% Short	% Net Assets
Stock	47.91	7.39	40.52
Bond	7.87	0.01	7.86
Property	0.00	0.00	0.00
Cash	29.35	8.43	20.91
Other	29.37	1.80	27.57

Fixed Income

Effective Maturity	-
Effective Duration	-

Top 5 Regions

	%
United Kingdom	23.75
United States	23.59
Asia - Emerging	21.64
Eurozone	14.42
Europe - ex Euro	7.50

Top 5 Sectors

	%
Financial Services	30.17
Technology	14.73
Industrials	11.31
Consumer Cyclical	9.34
Basic Materials	8.23

Top 5 Holdings

Credit Suisse AG London Branch	
Matthews Asia Ex Japan Div S GBP...	
LF Lightman European I Acc	
JPM Global Macro Opportunities C...	
BSF Global Event Driven I5 GBP H	

Sector

	%
	7.20
	6.44
	6.29
	5.80
	5.78

Increase Decrease New since last portfolio

FP Apollo Multi Asset Cautious Fund F Acc

Growth Of 1000 (GBP)

28/02/2021

Fund: FP Apollo Multi Asset Cautious Fund F Acc

Category: Alt - Multistrategy

Category Index:



Annual Returns (GBP)

28/02/2021

	2014	2015	2016	2017	2018	2019	2020	28/02
Price Return	2.41	3.08	5.22	12.26	-7.35	10.61	-1.85	1.27
+/- Category	-	-	-	-	-	-	-	-
+/- Category Index	-	-	-	-	-	-	-	-
% Rank in Category								-

Trailing Returns (GBP)

22/03/2021

	Total Returns	+/- Category	+/- Category Index
1 Day	0.16	-	-
1 Week	0.70	-	-
1 Month	0.25	-	-
3 Months	3.15	-	-
6 Months	10.50	-	-
YTD	2.30	-	-
1 Year	23.29	-	-
3 Years Annualised	1.13	-	-
5 Years Annualised	4.63	-	-
10 Years Annualised	-	-	-

Category: Alt - Multistrategy

Category Index:

Quarterly Returns (GBP)

28/02/2021

	Quarter 1	Quarter 2	Quarter 3	Quarter 4
2020	-16.04	7.62	1.05	7.50
2019	4.13	3.17	0.33	2.62
2018	-1.53	0.80	0.76	-7.36
2017	6.00	1.06	1.65	3.09
2016	-2.61	-2.82	6.71	4.20

Morningstar Rating™ (Relative to Category)

-

Morningstar Return

Morningstar Risk

Morningstar Rating™

3-Year	-	-	Not Rated
5-Year	-	-	Not Rated
10-Year	-	-	Not Rated
Overall	-	-	Not Rated

Category : Alt - Multistrategy

[Click here to see our Methodology](#)

Volatility Measurements

28/02/2021

3-Yr Std Dev	10.37 %	3-Yr Sharpe Ratio	0.04
3-Yr Mean Return	0.94 %		

Modern Portfolio Statistics

28/02/2021

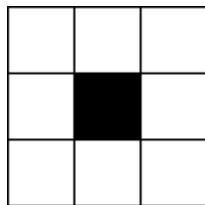
	-		
	Standard Index		Best Fit Index
			FTSE 250 Ex Investment Trust TR GBP
3-Yr Beta	-		0.55
3-Yr Alpha	-		-2.77

Investment Style Details

28/02/2021

Morningstar Style Box®

Equity Style

Size
Large
Mid
Small

Value Blend Growth

Style

Size

Rel to Cat

Average Mkt Cap
(Mil)

GBP 7340

-

Market Capitalisation

% of Equity

Giant

14.48

Large

24.32

Medium

45.65

Small

13.08

Micro

2.47

Valuations and Growth Rates

Equity Portfolio

Relative to Category

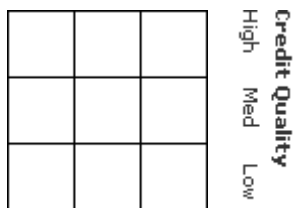
Price/Prospective Earnings	17.69	0.91
Price/Book	1.86	0.68
Price/Sales	1.70	0.71
Price/Cash Flow	12.21	0.87
Dividend-Yield Factor	1.93	1.04
Long-Term Projected Earnings Growth	16.56	1.30
Historical Earnings Growth	5.56	1.83
Sales Growth	-9.92	2.29
Cash-Flow Growth	1.33	0.20
Book-Value Growth	-2.94	-0.89

Category: Alt - Multistrategy

Fixed Income Style

Morningstar Style Box®

Fixed Income Style



Low Med High

Interest Rate Sensitivity

Size Rel to Cat
Total Market Value (Mil) GBP 33

Maturity Distribution	%
1 to 3	7.67
3 to 5	10.93
5 to 7	5.86
7 to 10	6.49
10 to 15	0.54
15 to 20	1.13
20 to 30	4.14
Over 30	0.00


Effective Maturity -
Effective Duration -

Credit Quality Breakdown	%		%
AAA	-	BB	-
AA	-	B	-
A	-	Below B	-
BBB	-	Not Rated	-

Category: Alt - Multistrategy

Asset Allocation

28/02/2021



World Regions

28/02/2021

World Region	% of Equity	Relative to Category
United States	23.59	0.47
Canada	0.72	0.92
Latin America	0.09	0.33
United Kingdom	23.75	2.23
Eurozone	14.42	0.95

Europe - ex Euro	7.50	1.13
Europe - Emerging	0.25	1.46
Africa	0.00	0.00
Middle East	0.11	1.03
Japan	0.45	0.14
Australasia	0.64	1.46
Asia - Developed	6.84	1.50
Asia - Emerging	21.64	3.08

Category: Alt - Multistrategy

Sector Weightings

28/02/2021

	% of Equity	Relative to Category
 Basic Materials	8.23	1.31
 Consumer Cyclical	9.34	0.73
 Financial Services	30.17	2.12
 Real Estate	5.51	2.60
 Consumer Defensive	2.83	0.49
 Healthcare	5.59	0.42
 Utilities	4.36	1.67
 Communication Services	5.74	0.50
 Energy	2.20	1.02
 Industrials	11.31	0.95
 Technology	14.73	0.85











Category: Alt - Multistrategy

Top 10 Holdings

28/02/2021

Portfolio NEW

Total Number of Equity Holdings	6
Total Number of Bond Holdings	1
Assets in Top 10 Holdings	57.34

Name	Sector	Country	% of Assets
Credit Suisse AG London Branch		Switzerland	7.20
 Matthews Asia Ex Japan Div S GBP Acc		Luxembourg	6.44
 LF Lightman European I Acc		United Kingdom	6.29
JPM Global Macro Opportunities C Net Acc		United Kingdom	5.80
BSF Global Event Driven I5 GBP H		Luxembourg	5.78
 Vietnam Enterprise Ord		United States	5.75
Virgin Money UK PLC		United Kingdom	5.19

Skyline Fortem Capital Alt Gr C GBP Acc	—	Ireland	5.15
BlackRock European Absolute Alpha D Acc	—	United Kingdom	5.08
Man GLG Event Driven Alternative IN GBPH	—	Ireland	4.67

⊕ Increase ⊖ Decrease ✨ New since last portfolio

Category: Alt - Multistrategy

Management

Name of Company	FundRock Partners Limited	Domicile	United Kingdom
Phone	4162989	Legal Structure	Open Ended Investment Company
Website	www.fundrock.com	UCITS	No
Address	8-9 Lovat Lane, London, EC3R 8DW - BH21 7SB United Kingdom	Inception Date	09/11/2009
		Fund Advisor(s)	Apollo Multi Asset Management LLP

Fund Manager Steve Brann

Manager Start Date 27/11/2008

Fund Manager Craig Wetton

Manager Start Date 27/11/2008

Fund Manager Ian Willings

Manager Start Date 27/11/2008

Fees and Expenses

Sales Charges (Maximum)		Annual Charges	
Max Initial Charge	n/a	Max Annual Management Charge	0.75%
Max Exit Charge*	n/a	Ongoing Charge	1.37%

Purchase Details

Minimum Investments

Initial 1000 GBP

Additional 500 GBP

Savings 50 GBP

Tax Free Savings Schemes

ISAs Yes